

Bourbon County

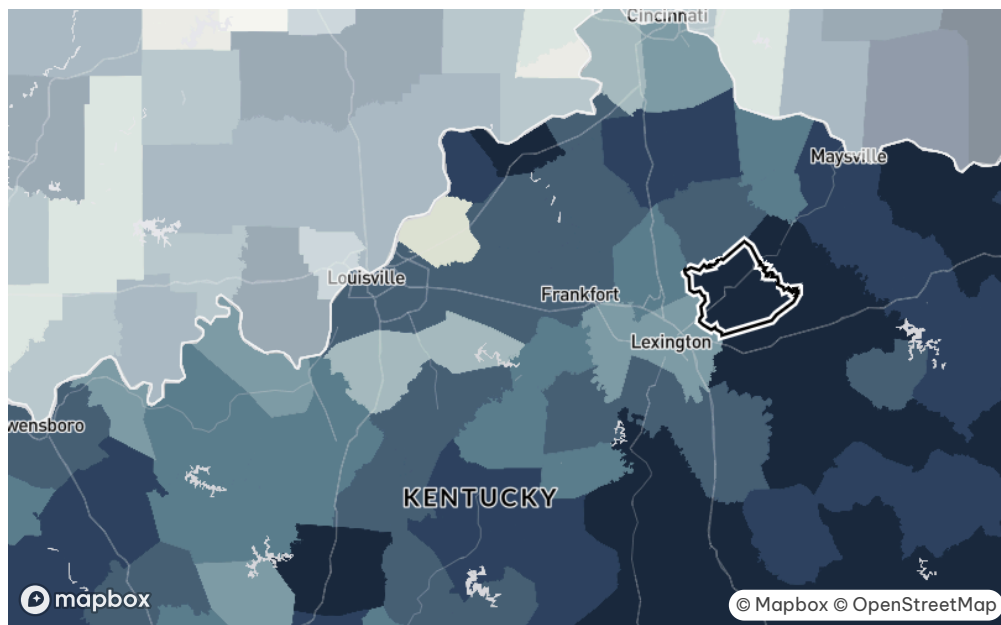
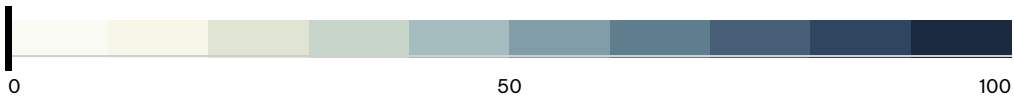
Kentucky

Overall Climate Vulnerability

Score combining environmental, social, economic, and infrastructure effects on neighborhood-level stability.

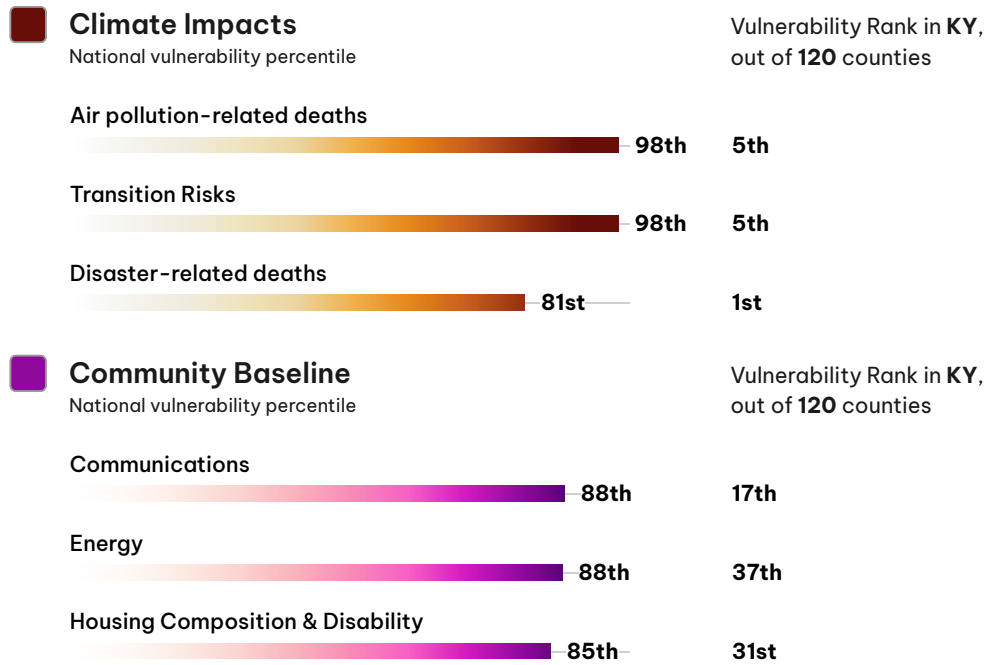
Ranks 15 out of 120 Counties in Kentucky

highest vulnerability 96th national vulnerability percentile



| DEMOGRAPHIC PROFILE | total | percent |
|------------------------|--------|---------|
| Population | 19,947 | |
| Race: White | 18,005 | 90.3% |
| Race: Black | 1,407 | 7.1% |
| Race: Other | 273 | 1.4% |
| Race: Two+ | 97 | 0.5% |
| Race: Native | 95 | 0.5% |
| Race: Asian | 70 | 0.4% |
| Race: Islander | 0 | 0% |
| Age: 65 Years And Over | 3,071 | 15.4% |

Top Drivers of Overall Climate Vulnerability



Composition of Overall Climate Vulnerability

Climate Impacts

How a community is vulnerable to environmental and economic disruptions.

This county ranks **9** out of **120 Counties** in **Kentucky**

highest vulnerability **98th** national vulnerability percentile



Health

Expected changes in community health resulting from warming climate.

93rd national vulnerability percentile



Social & Economic

Social and economic costs and impacts associated with change in climate.

85th national vulnerability percentile



Extreme Events

Historical and projected extreme weather event occurrences.

70th national vulnerability percentile

Community Baseline

The long-standing inequities shaping resilience to climate impacts.

This county ranks **31** out of **120 Counties** in **Kentucky**

highest vulnerability **81st** national vulnerability percentile

Infrastructure

Essential structures, services, resources that affect community resilience.

88th national vulnerability percentile

Environment

Environmental factors that pose a threat to community's well-being.

76th national vulnerability percentile

Health

Factors reflecting baseline or overall state of population health.

72nd national vulnerability percentile

Social & Economic

Social and economic stressors that impact community resilience.

51st national vulnerability percentile